

The Government has announced (<https://www.parliament.uk/business/publications/written-questions-answers-statements/written-statement/Commons/2020-03-23/HCWS176/>) that it will not publish any school or college level educational performance data based on tests, assessments or exams for 2020, and has outlined [accountability arrangements](https://www.gov.uk/government/news/extra-measures-to-support-students-ahead-of-next-summertime-exams) for 2020/21. Further information on what this means for the way school and college accountability will operate for 2019/20 and for 2020/21 can be found [here](https://www.gov.uk/government/publications/coronavirus-covid-19-school-and-college-performance-measures).

Ellistown Community Primary School (URN: 119914)

Key stage 2

This is revised data for 2018/19.

Progress in reading, writing and maths

Reading

Number of pupils = 31

Pupils with adjusted scores = 0



Confidence interval
-4.6 to -0.2

Writing

Number of pupils = 31

Pupils with adjusted scores = 1



Confidence interval
-2.5 to 1.5

Maths

Number of pupils = 31

Pupils with adjusted scores = 0

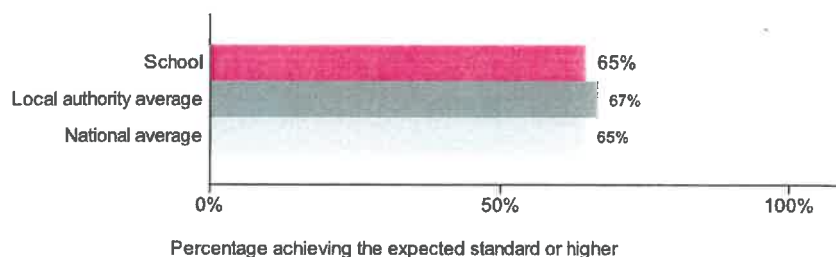


Confidence interval
-3.4 to 0.4

Reading, writing and maths combined

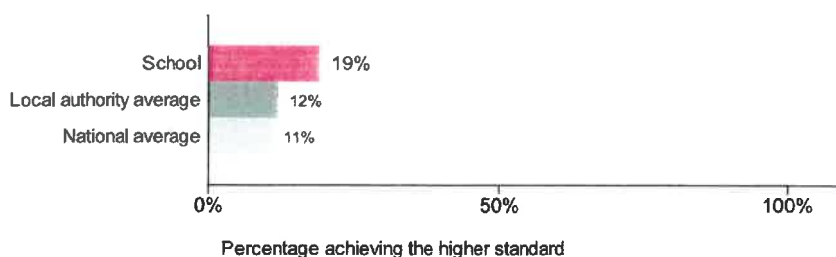
Percentage of pupils achieving the expected standard or higher

Number of pupils = 31



Percentage of pupils achieving the higher standard

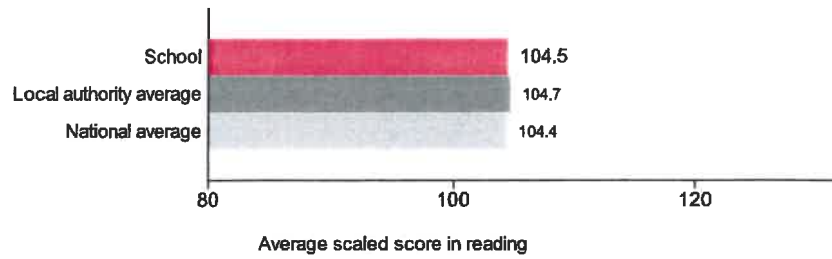
Number of pupils = 31



Average scaled score in:

Reading

Number of pupils = 31



Maths

Number of pupils = 31

